BS&A Cloud Update Tool

This tool is used to allow updating of the BS&A Cloud Desktop Service when the user is not a local administrator of their computer. The BS&A Cloud Update Tool is used to place a Windows Certificate that contains credentials of a local administrator of the computer. The BS&A Desktop Service is programmed to look for the certificate and if it is present will update the service.

The BS&A Cloud Update Tool can be used to add a certificate, edit an existing certificate, and remove an existing certificate.

To Add a Certificate:

1. Launch the BS&A Cloud Update Tool on the computer that needs the certificate
2. Enter the user and password credentials of a local administrator of the computer and click Save Credential (Please note domain admin credentials will not work. The credentials must be a local administrator of the computer)



To Manage a Certificate

1. Launch the BS&A Cloud Update Tool on the computer that needs the certificate managed
2. Modify the user and/or password credentials of a local administrator of the computer as needed and click Save Credential

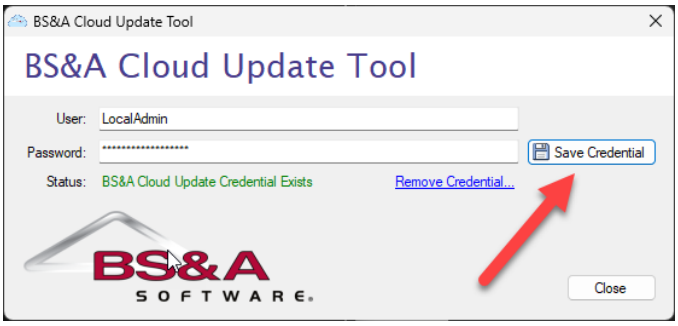

To Remove a Certificate
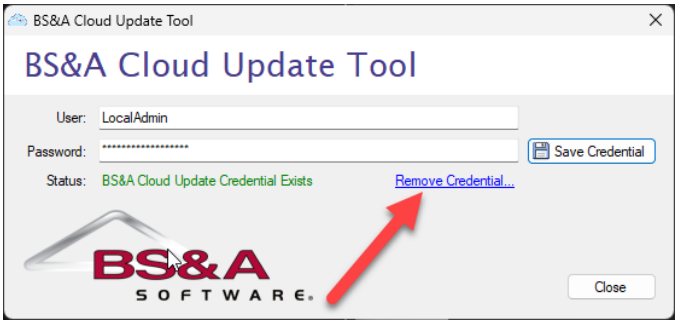
1. Launch the BS&A Cloud Update Tool on the computer that needs the certificate managed
2. Click the Remove Credential link